



## Here are the connections for a full condenser capsule.

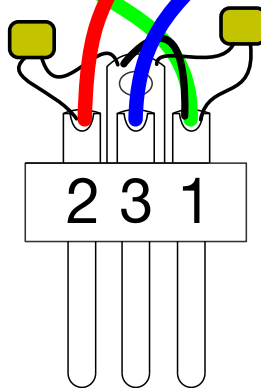
The center terminal goes to “SGNL”.

The edge or body goes to the polarizing voltage “POL”.



XLR Pin 1, 2, and 3, to XLR1, XLR2, XLR3 on the PCB

Connect two 22nF capacitors between Pins 2 and 3 of the XLR and Ground. This should be as close the XLR jack as possible for best EMI/RF suppression. Connect Pin 1 to the Ground Lug.



The VCC and Gnd connections of the CMOS voltage multiplier board connect to the VCC\_1 and DGND on the Alice Opamp board.

**NOTE: Pay attention to XLR Pin Numbers. They are printed on most connectors. Look Closely**